



Skylights



Skylight reference guide

Residential and SUN TUNNEL™ skylights

Effective January 1, 2010

Important new information

Size codes have changed for all deck mounted skylights

New sizes

Rough openings

Model	Size		Inches		Millimeters	
	Old	New	Width	Height	Width	Height
FS	056	A06	14½	45¾	368	1162
FS; VS; VSE	101	C01	21	26⅞	533	682
FS; VS; VSE	104	C04	21	37⅞	533	962
FS; VS; VSE	106	C06	21	45¾	533	1162
FS; VS; VSE	108	C08	21	54⅞	533	1382
FS	112	C12	21	70¼	533	1784
FS	150	D26	22½	22⅞	572	582
FS	156	D06	22½	45¾	572	1162
FS	302	M02	30⅞	30	763	762
FS; VS; VSE	304	M04	30⅞	37⅞	763	962
FS; VS; VSE	306	M06	30⅞	45¾	763	1162
FS; VS; VSE	308	M08	30⅞	54⅞	763	1382
FS; VS; VSE	601	S01	44¼	26⅞	1123	682
FS; VS; VSE	606	S06	44¼	45¾	1123	1162

Variant codes have changed for some skylights

VSE; VS; FS

New codes

Glazing/Claddings	Old variant codes	New variant codes
Tempered/Aluminum	0075	2005
Laminated/Aluminum	0074	2004
Laminated/Copper	0174	2104
Impact/Aluminum	0006	2006
Snowload/Aluminum	0010	2010

FCM

New codes

Glazing/Claddings	Old variant codes	New variant codes
Tempered/Aluminum	0075	0005
Laminated/Aluminum	0074	0004

Rough openings have changed for all deck mounted skylights

Deck mounted skylight size chart (Rough openings)

Inch	mm	14 1/2	21	22 1/2	30 1/16	44 1/4
mm		368	533	572	763	1123
1						
15/16	382					
22	562					
22 15/16	582					
26	662					
26 7/8	682					
26	662					
26 7/8	682					
30	762					
30	762					
30	762					
37	942					
37 7/8	962					
45	1142					
45 3/4	1162					
45	1142					
45 3/4	1162					
54	1382					
54 7/16	1382					
54	1382					
54 7/16	1382					
70	1784					
70 1/4	1784					

How to order

With VELUX, there are several choices, no matter how the house and roof are constructed. Before getting started and to help make the best possible choice for your application, read the following steps:

1. Plan for delivery time.

In the price guide we have supplied a continental USA delivery guideline to help you in planning projects. Please use the chart below to know when to expect delivery.

Continental USA delivery guidelines	Delivery
In-stock at regional warehouses – Allow 2 to 4 business days for shipment.	S
Trans-shipped from central warehouse – Allow 7 to 10 business days for shipment.	T
Not stocked; Manufactured on demand – Allow approximately 15 business days for shipment.	R
Not stocked; Manufactured on demand – Allow approximately 32 business days for shipment.	N
Reno, NV region ships 2 to 3 days, all other areas must call for availability	A
Reno, NV and Broomfield, CO regions ship in 2 to 3 business days, for other areas allow 15 business days	B
Ronkonkoma, NY, Greenwood, SC, Aurora, IL, Windsor, CT regions ship in 2 to 3 business days, for other areas allow 15 business days	C
Ronkonkoma, NY, and Greenwood, SC regions ship in 2 to 3 business days, for other areas allow 15 business days	D

2. Product ordering codes.

To order the correct product you will need a product order number that may consist of up to three separate parts. Skylights and roof windows will have three parts while accessories and flashing may have two parts. These parts are the Model number (A), Size code (B) and Variant (C) if required.

VSE - C01 - 2004

Model number (A) Size code (B) Variant (C)

Size code		C01	C04	C06	C08	M04	M06	M08	S01	S06	
Outside frame (W" x H")		21 ½ x 27 ⅞	21 ½ x 38 ⅞	21 ½ x 46 ¼	21 ½ x 54 ⅞	30 ⅞ x 38 ⅞	30 ⅞ x 46 ¼	30 ⅞ x 54 ⅞	44 ¼ x 27 ⅞	44 ¼ x 46 ¼	
Rough opening (W" x H")		21 x 26 ⅞	21 x 37 ⅞	21 x 45 ¾	21 x 54 ⅞	30 ⅞ x 37 ⅞	30 ⅞ x 45 ¾	30 ⅞ x 54 ⅞	44 ¼ x 26 ⅞	44 ¼ x 45 ¾	
Glazing/Claddings*	Model number	VSE	2104	2006	2010						Delivery
VSE Laminated/Aluminum	VSE	2004									S
VSE Laminated/Copper	VSE	2104									N
VSE Impact/Aluminum	VSE	2006	N/A								N
VSE Snowload/Aluminum	VSE	2010	N/A								A
Flashing systems	Model number										Delivery
Step Flashing	EDL 0000	79	79	79	100	86	86	86	95	95	S

VSE | Electric venting deck mounted skylights



- Package includes remote KLR 100 and insect screen.
- Concealed motor, control system and rain sensor.
- Pre-installed Pick & Click™ brackets for blinds.
- Single hard wire connects into a standard junction box.



New size code (Old size code)		C01 (101)	C04 (104)	C06 (106)	C08 (108)	M04 (304)	M06 (306)	M08 (308)	S01 (601)	S06 (606)	
Outside frame (W" x H")		21 1/2 x 27 3/8	21 1/2 x 38 3/8	21 1/2 x 46 1/4	21 1/2 x 54 15/16	30 7/16 x 38 3/8	30 7/16 x 46 1/4	30 7/16 x 54 15/16	44 3/4 x 27 3/8	44 3/4 x 46 1/4	
Rough opening/Finished frame (W" x H")		21 x 26 7/8	21 x 37 7/8	21 x 45 3/4	21 x 54 7/16	30 1/16 x 37 7/8	30 1/16 x 45 3/4	30 1/16 x 54 7/16	44 1/4 x 26 7/8	44 1/4 x 45 3/4	
Glazing/Claddings	Model number	Variant	↓	↓	↓	↓	↓	↓	↓	↓	Delivery
VSE Laminated/Aluminum	VSE	2004	●	●	●	●	●	●	●	●	S
VSE Laminated/Copper	VSE	2104	●	●	●	●	●	●	●	●	N
VSE Laminated/Aluminum Stain grade wood	VSE	0004	●	●	●	●	●	●	●	●	N
VSE Impact/Aluminum	VSE	2006	Call	●	●	●	●	●	●	●	N
VSE Snowload/Aluminum	VSE	2010	Call	●	●	●	●	●	●	●	A
Flashing systems	Model number	↓	↓	↓	↓	↓	↓	↓	↓	↓	Delivery
<small>The flashings below are only to be used with the No Leak Skylight manufactured after 01/01/2010. Call for older model flashing options.</small>											
Step flashing with adhesive underlayment	EDL 0000B	●	●	●	●	●	●	●	●	●	S
Copper step flashing for copper cladding only	EDL 0100B	●	●	●	●	●	●	●	●	●	N
Additional step flashing	ZZZ 200 0000	●	●	●	●	●	●	●	●	●	S
Bi-pack flashing	ECB 0000	●	●	●	●	●	●	●	●	●	S
High profile flashing with adhesive underlayment	EDW 0000A	●	●	●	●	●	●	●	●	●	S
Metal roof flashing with adhesive underlayment	EDM 0000B	●	●	●	●	●	●	●	●	●	S
Adhesive skylight underlayment	ZOZ 216	●	●	●	●	●	●	●	●	●	S
Blinds	Model number	↓	↓	↓	↓	↓	↓	↓	↓	↓	Delivery
Electric blackout blinds	DMH 1025	●	●	●	N/A	●	●	●	●	●	S
Electric venetian blinds	PMH 7001	●	●	●	●	●	●	●	●	●	S
Electric roller blinds	RMH 1028	●	●	●	N/A	●	●	●	●	●	S

Optional accessories	Model number	↓	Delivery
Battery backup	KLB 100	●	T
Wall mounted keypad	KLI 110	●	S
Radio frequency remote	KLR 100	●	S
Home automation integration kit	KLF 100	●	T
Skylight trim kit	ZZZ 213	●	T
Structural brackets kit	ZZZ 219	●	S

* Glazing note: The VSE is intended for out of reach applications and is only available with laminated low-E Argon filled glazing. This glazing eliminates the need to install a structural screen below the skylight as required by most building codes when non-laminated glass is used high overhead.

New
Includes No Leak
Warranty
For complete information visit
www.thenoleaskylight.com

VS | Manual venting deck mounted skylights



- Package includes the operator hook and insect screen.
- Pre-installed Pick & Click™ brackets for blinds.
- Optional VELUX control rods available for out-of-reach manual operation.
- Optional smooth turning handle for within-reach installation.



New size code (Old size code)		C01 (101)	C04 (104)	C06 (106)	C08 (108)	M04 (304)	M06 (306)	M08 (308)	S01 (601)	S06 (606)	
Outside frame (W" x H")		21 1/2 x 27 3/8	21 1/2 x 38 3/8	21 1/2 x 46 1/4	21 1/2 x 54 15/16	30 7/16 x 38 3/8	30 7/16 x 46 1/4	30 7/16 x 54 15/16	44 3/4 x 27 3/8	44 3/4 x 46 1/4	
Rough opening/Finished frame (W" x H")		21 x 26 7/8	21 x 37 7/8	21 x 45 3/4	21 x 54 7/16	30 1/16 x 37 7/8	30 1/16 x 45 3/4	30 1/16 x 54 7/16	44 1/4 x 26 7/8	44 1/4 x 45 3/4	
Glazing/Claddings	Model number	Variant	↓	↓	↓	↓	↓	↓	↓	↓	Delivery
VS Tempered/Aluminum	VS	2005	●	●	●	●	●	●	●	●	S
VS Laminated/Aluminum	VS	2004	●	●	●	●	●	●	●	●	S
VS Laminated/Aluminum Stain grade wood	VS	0004	●	●	●	●	●	●	●	●	N
VS Laminated/Copper	VS	2104	●	●	●	●	●	●	●	●	N
VS Impact/Aluminum	VS	2006	Call	●	●	●	●	●	●	●	N
VS Snowload/Aluminum	VS	2010	Call	●	●	●	●	●	●	●	A
Flashing systems	Model number	↓	↓	↓	↓	↓	↓	↓	↓	↓	Delivery
<small>The flashings below are only to be used with the No Leak Skylight manufactured after 01/01/2010. Call for older model flashing options.</small>											
Step flashing with adhesive underlayment	EDL 0000B	●	●	●	●	●	●	●	●	●	S
Copper step flashing for copper cladding only	EDL 0100B	●	●	●	●	●	●	●	●	●	N
Additional step flashing	ZZZ 200 0000	●	●	●	●	●	●	●	●	●	S
Bi-pack flashing	ECB 0000	●	●	●	●	●	●	●	●	●	S
High profile flashing with adhesive underlayment	EDW 0000A	●	●	●	●	●	●	●	●	●	S
Metal roof flashing with adhesive underlayment	EDM 0000B	●	●	●	●	●	●	●	●	●	S
Adhesive skylight underlayment	ZOZ 216	●	●	●	●	●	●	●	●	●	S
Blinds	Model number	↓	↓	↓	↓	↓	↓	↓	↓	↓	Delivery
Solar blackout blinds	DSH 1025	●	●	●	N/A	●	●	●	●	●	S
Solar roller blinds	RSH 1028	●	●	●	N/A	●	●	●	●	●	S

Optional accessories	Model number	↓	Delivery
6' - 10' Manual telescopic rod	ZCT 300	●	S
6' - 10' Motorized telescopic rod	ZMT 300	●	S
3' Extension to ZCT 300 and ZMT 300	ZCT 100	●	S
Crank handle	ZZZ 201	●	S
Replacement hook for VS	ZZZ 202	●	S
Angle adaptor for chain operator	ZZZ 203	●	S
Extension for chain operator	ZZZ 208	●	S
Skylight trim kit	ZZZ 213	●	T
Structural brackets kit	ZZZ 219	●	S

New
Includes No Leak
Warranty
For complete information visit
www.thenoleaskylight.com

FS Fixed deck mounted skylights



- Features a pre-finished white wood frame and protective aluminum or copper cladding.
- Integrated gaskets drain condensation to the outside.
- Streamlined exterior profile does not obstruct your roofline.
- Pre-installed Pick & Click™ brackets for blinds.



New size code (Old size code)		A06 (056)	C01 (101)	C04 (104)	C06 (106)	C08 (108)	C12 (112)	D26 (150)	D06 (156)	M02 (302)	M04 (304)	M06 (306)	M08 (308)	S01 (601)	S06 (606)	
Outside frame (W" x H")		15 1/4 x 46 1/4	21 1/2 x 27 3/8	21 1/2 x 38 3/8	21 1/2 x 46 1/4	21 1/2 x 54 7/16	21 1/2 x 70 3/4	23 1/4 x 23 7/16	23 1/4 x 46 1/4	30 3/16 x 30 1/2	30 3/16 x 38 3/8	30 3/16 x 46 1/4	30 3/16 x 54 7/16	44 3/4 x 27 3/8	44 3/4 x 46 1/4	
Rough opening/Finished frame (W" x H")		14 1/2 x 45 3/4	21 x 26 7/8	21 x 37 7/8	21 x 45 3/4	21 x 54 7/16	21 x 70 3/4	22 1/2 x 22 5/16	22 1/2 x 45 3/4	30 3/16 x 30	30 3/16 x 37 7/8	30 3/16 x 45 3/4	30 3/16 x 54 7/16	44 3/4 x 26 7/8	44 3/4 x 45 3/4	
Model/Glazing/Claddings	Model number	Variant	↓	↓	↓	↓	↓	↓	↓	↓	↓	↓	↓	↓	↓	Delivery
FS Tempered/Aluminum	FS	2005	●	●	●	●	●	●	●	●	●	●	●	●	●	S
FS Laminated/Aluminum	FS	2004	●	●	●	●	●	●	●	●	●	●	●	●	●	S
FS Laminated/Aluminum Stain grade wood	FS	0004	●	●	●	●	●	●	●	●	●	●	●	●	●	N
FS Laminated/Copper	FS	2104	●	●	●	●	●	Call	Call	●	●	●	●	●	●	N
FS Impact/Aluminum	FS	2006	●	●	●	●	●	N/A	● ^T	●	●	●	●	●	●	N
FS Snowload/Aluminum	FS	2010	●	●	●	●	●	Call	Call	●	●	●	●	●	●	A
Flashing systems	Model number	↓	↓	↓	↓	↓	↓	↓	↓	↓	↓	↓	↓	↓	↓	Delivery
<small>The flashings below are only to be used with the No Leak Skylight manufactured after 01/01/2010. Call for older model flashing options.</small>																
Step flashing with adhesive underlayment	EDL 0000B		●	●	●	●	●	●	●	●	●	●	●	●	●	S
Copper step flashing for copper cladding only	EDL 0100B		●	●	●	●	●	●	●	●	●	●	●	●	●	N
Biepack flashing	ECB 0000		N/A	●	●	●	●	N/A	N/A	●	●	●	●	●	●	S
Additional step flashing	ZZZ 200 0000		●	●	●	●	●	●	●	●	●	●	●	●	●	S
High profile flashing with adhesive underlayment	EDW 0000A		N/A	●	●	●	●	●	●	●	●	●	●	●	●	S
Metal roof flashing with adhesive underlayment	EDM 0000B		●	●	●	●	●	●	●	●	●	●	●	●	●	S
Adhesive skylight underlayment	ZOZ 216		●	●	●	●	●	●	●	●	●	●	●	●	●	S
Blinds	Model number	↓	↓	↓	↓	↓	↓	↓	↓	↓	↓	↓	↓	↓	↓	Delivery
Electric blackout blinds	DMD 1025		●	●	●	●	N/A	N/A	●	●	●	●	●	●	●	S
Electric venetian blinds	PMD 7001		●	●	●	●	●	N/A	●	●	●	●	●	●	●	S
Electric roller blinds	RMD 1028		●	●	●	●	N/A	N/A	●	●	●	●	●	●	●	S
Manual blackout blinds	DKD 1025		●	●	●	●	●	N/A	●	●	●	●	●	●	●	S
Manual venetian blinds	PAD 7001		●	●	●	●	●	N/A	●	●	●	●	●	●	●	S
Manual roller blinds	RFD 1028		●	●	●	●	●	N/A	●	●	●	●	●	●	●	S
Solar blackout blinds	DSD 1025		N/A	●	●	●	N/A	N/A	●	●	●	●	●	●	●	S
Solar roller blinds	RSD 1028		N/A	●	●	●	N/A	N/A	●	●	●	●	●	●	●	S

Optional accessories	Model number	↓	Delivery
"7 hook" rod for new manual blinds	ZXT 200	●	S
3' Extension to rod	ZCT 100	●	S
Skylight trim kit	ZZZ 213	●	T
Power supply kit (power up to 5 blinds)	KLC 500	●	S
Wall mounted keypad	KLI 110	●	S
Radio frequency remote	KLR 100	●	S
Structural brackets kit	ZZZ 219	●	S

Truss series deck mounted skylights

We have a few skylight sizes available that are designed specifically to work with 24" on center truss roofs. Allow 7 to 10 business days for shipment.

New
Includes No Leak Warranty

For complete information visit www.thenoleakskylight.com

^TTrans-shipped from central warehouse – Allow 7 to 10 business days for shipment.

GPL Top hinged roof windows



- Opens to a 45° angle to satisfy egress requirements for emergency escape.
- Sash rotates inward for easy glass cleaning from inside.
- Optional insect screen available.



Size code		M08	S06		
Outside frame (W" x H")		30 3/8 x 55	44 3/4 x 46 3/8		
Rough opening (W" x H")		31 1/4 x 55 1/2	45 1/4 x 46 7/8		
Glazing/Claddings	Model number	Variant	↓	↓	Delivery
GPL Laminated/Aluminum	GPL	3073	●	●	T
Flashing systems	Model number	↓	↓	Delivery	
Step flashing	EDL 0000J	●	●	T	
High profile flashing	EDW 0000	●	●	T	
Adhesive skylight underlayment	ZOZ 216	●	●	S	
Blinds	Model number	↓	↓	Delivery	
Manual blackout blinds	DKL 1025	●	●	T	
Manual venetian blinds	PAL 7001	●	●	T	
Manual roller blinds	RHL 1086	●	●	T	
Manual awning charcoal net cloth	MHL 5060	●	●	T	
Insect screen	ZIL 0000	●	●	T	

GDL CABRIO™ Balcony roof windows



- Dual-sash operation: Top opens for ventilation and bottom opens outward to create a roof balcony.
- Top sash rotates inward for easy glass cleaning from inside.
- Optional insect screen available.



Size code		P19			
Outside frame (W" x H")		37 1/16 x 99 1/4			
Rough opening (W" x H")		39 3/8 x 101			
Glazing/Claddings	Model number	Variant	↓	↓	Delivery
GDL Laminated/Aluminum	GDL	3073	●	●	T
Flashing systems	Model number	↓	↓	Delivery	
Step flashing	EDL 0000J	●	●	T	
High profile flashing	EDW 0000	●	●	Call	
Adhesive skylight underlayment	ZOZ 216	●	●	S	
Blinds	Model number	↓	↓	Delivery	
Manual venetian blinds Top eggshell white	PAL P10 9150	●	●	T	
Manual venetian blinds Bottom eggshell white	PAL P04 9150	●	●	T	
Manual roller shade Opaque beige (Order two for CABRIO top and bottom sash)	RHL P00 1086	●	●	T	

EKL / EKW | Deck mounted skylight combi-flashing



- Type EKL works with groupings on low-profile roofing materials such as shingles and shakes.
- Type EKW works with groupings on high-profile roofing materials such as tile or corrugated metal roofing.
- Must specify vertical gutter spacing when ordering. May be from 2 1/2" to 12" in 1/2" increments. Combi-flashings with gutters 8" or wider have additional charges. Call for more Combi-flashing options and pricing.
- Many other combinations can be made beyond what is listed in the below pricing chart. Call customer service for more information.
- Only the 2.5", 3", 3.5" and 4" gutters will be stocked; all other widths are special order only and carry a 30 day production time.

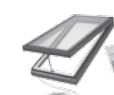


14° - 85°
3:12 - 137:12

Size code		C01	C04	C06	C08	C12	M04	M06	M08	S01	S06	Delivery
1 by 2 flashing configuration												
EKL Low profile		●	●	●	●	●	●	●	●	●	●	T
	EKW High profile	Special order	Special order	Special order	N/A	N/A	Special order	Special order	Special order	Special order	Special order	Call
1 by 3 flashing configuration												
EKL Low profile		●	●	●	●	●	●	●	●	●	●	T
	EKW High profile	Special order	Special order	Special order	N/A	N/A	Special order	Special order	Special order	Special order	Special order	Call
2 by 1 flashing configuration												
EKL Low profile		●	●	●	●	●	●	●	●	●	●	T
	EKW High profile	Call	Call	Call	N/A	N/A	Call	Call	Call	Call	Call	T
2 by 2 flashing configuration												
EKL Low profile		●	●	●	●	●	●	●	●	●	●	T
	EKW High profile	Special order	Special order	Special order	N/A	N/A	Special order	Special order	Special order	Special order	Special order	Call
2 by 3 flashing configuration												
EKL Low profile		●	●	●	●	●	●	●	●	●	●	T
	EKW High profile	Special order	Special order	Special order	N/A	N/A	Special order	Special order	Special order	Special order	Special order	Call
3 by 1 flashing configuration												
EKL Low profile		●	●	●	●	●	●	●	●	●	●	T
	EKW High profile	Call	Call	Call	N/A	N/A	Call	Call	Call	Call	Call	T
3 by 2 flashing configuration												
EKL Low profile		●	●	●	●	●	●	●	●	●	●	T
	EKW High profile	Special order	Special order	Special order	N/A	N/A	Special order	Special order	Special order	Special order	Special order	Call
4 by 1 flashing configuration												
EKL Low profile		●	●	●	●	●	●	●	●	●	●	T
	EKW High profile	Call	Call	Call	N/A	N/A	Call	Call	Call	Call	Call	T

Combi-flashings are not available for models FCM, VCM, VCE or QPF.

VCE | Electric venting curb mounted skylights



- Package includes the remote KLR 100 and insect screen.
- White maintenance free frame and sash.
- Single hard wire connects into a standard junction box.




0° - 60°
0:12 - 20:12

Size code		2222	2234	2246	3030	3046	3434	4646	Delivery
Inside curb (W" x H")		22 1/2 x 22 1/2	22 1/2 x 34 1/2	22 1/2 x 46 1/2	30 1/2 x 30 1/2	30 1/2 x 46 1/2	34 1/2 x 34 1/2	46 1/2 x 46 1/2	
Outside curb (W" x H")		25 1/2 x 25 1/2	25 1/2 x 37 1/2	25 1/2 x 49 1/2	33 1/2 x 33 1/2	33 1/2 x 49 1/2	37 1/2 x 37 1/2	49 1/2 x 49 1/2	
Maximum skylight clearance (W" x H")		26 9/16 x 26 9/16	26 9/16 x 38 9/16	26 9/16 x 50 9/16	34 9/16 x 34 9/16	26 9/16 x 50 9/16	38 9/16 x 38 9/16	50 9/16 x 50 9/16	
Glazing/Claddings	Model number Variant								Delivery
VCE Laminated/Aluminum	VCE 2004	●	●	●	●	●	●	●	S
VCE Impact/Aluminum	VCE 2006	Please call for availability							N
VCE White laminated/Aluminum	VCE 2008	Please call for availability							N
Flashing systems	Model number								Delivery
Step flashing (10° - 60° roof pitch)	ECL 0000	●	●	●	●	●	●	●	S
Tile flashing (15° - 60° roof pitch)	ECW 0000	●	●	●	●	●	●	●	S
ECL extra step flashing	ZZZ 200 0000C	●	●	●	●	●	●	●	S
Blinds	Model number								Delivery
Electric blackout blinds	DMC 1025	●	●	●	●	●	●	●	S
Electric venetian blinds (14° - 60° roof pitch)	PMC 7001	●	●	●	●	●	●	●	S
Electric roller blinds	RMC 1028	●	●	●	●	●	●	●	S
Optional accessories	Model number								Delivery
Battery backup	KLB 100	●	●	●	●	●	●	●	T
Wall mounted keypad	KLI 110	●	●	●	●	●	●	●	S
Radio frequency remote	KLR 100	●	●	●	●	●	●	●	S
Home automation integration kit	KLF 100	●	●	●	●	●	●	●	T

*Glazing Note: The VCE is intended for out of reach applications and is only available with laminated lowE Argon filled glazing. This glazing eliminates the need to install a structural screen below the skylight as required by most building codes when non-laminated glass is used high overhead.

VCM | Manual venting curb mounted skylights



- Package includes the operator hook and insect screen.
- White maintenance free frame and sash.
- Optional VELUX control rods available for out-of-reach manual operation.



0° - 60°
0:12 - 20:12

Size code		2222	2234	2246	3030	3046	3434	4646	Delivery
Inside curb (W" x H")		22 1/2 x 22 1/2	22 1/2 x 34 1/2	22 1/2 x 46 1/2	30 1/2 x 30 1/2	30 1/2 x 46 1/2	34 1/2 x 34 1/2	46 1/2 x 46 1/2	
Outside curb (W" x H")		25 1/2 x 25 1/2	25 1/2 x 37 1/2	25 1/2 x 49 1/2	33 1/2 x 33 1/2	33 1/2 x 49 1/2	37 1/2 x 37 1/2	49 1/2 x 49 1/2	
Maximum skylight clearance (W" x H")		26 9/16 x 26 9/16	26 9/16 x 38 9/16	26 9/16 x 50 9/16	34 9/16 x 34 9/16	26 9/16 x 50 9/16	38 9/16 x 38 9/16	50 9/16 x 50 9/16	
Glazing/Claddings	Model number Variant								Delivery
VCM Tempered/Aluminum	VCM 2005	●	●	●	●	●	●	●	T
VCM Laminated/Aluminum	VCM 2004	●	●	●	●	●	●	●	S
VCM Impact/Aluminum	VCM 2006	Please call for availability							N
VCM White laminated/Aluminum	VCM 2008	● ^A	Call	● ^A	Call	Call	Call	● ^A	N
Flashing systems	Model number								Delivery
Step flashing (10° - 60° roof pitch)	ECL 0000	●	●	●	●	●	●	●	S
Tile flashing (15° - 60° roof pitch)	ECW 0000	●	●	●	●	●	●	●	S
ECL extra step flashing	ZZZ 200 0000C	●	●	●	●	●	●	●	S
Blinds	Model number								Delivery
Solar blackout blinds	DSC 1025	●	●	●	●	●	●	●	S
Solar roller blinds	RSC 1028	●	●	●	●	●	●	●	S
Optional accessories	Model number								Delivery
6' - 10' manual telescopic rod	ZCT 300	●	●	●	●	●	●	●	S
6' - 10' motorized telescopic rod	ZMT 300	●	●	●	●	●	●	●	S
3' Extension to ZCT 300 and ZMT 300	ZCT 100	●	●	●	●	●	●	●	S
Optional accessories	Model number								Delivery
Angle adaptor for chain operator	ZZZ 203	●	●	●	●	●	●	●	S
Replacement hook for VCM	ZZZ 211	●	●	●	●	●	●	●	S
VCM handle with extension	ZZZ 212	●	●	●	●	●	●	●	S

^AReno, NV region ships 2-3 days, all other areas must call for availability

FCM | Fixed curb mounted skylights



- No designated top, bottom or sides so you can install it in whatever direction you want.
- Maintenance free exterior.
- Impact glass and Miami-Dade glass available for hurricane prone areas.
- White laminated glass available for applications where diffused lighting is required.



Size code	1430	1446	2222	2230	2234	2246	2270	3030	3046	3434	4646	
Inside curb (W" x H")	14 1/2 x 30 1/2	14 1/2 x 46 1/2	22 1/2 x 22 1/2	22 1/2 x 30 1/2	22 1/2 x 34 1/2	22 1/2 x 46 1/2	22 1/2 x 70 1/2	30 1/2 x 30 1/2	30 1/2 x 46 1/2	34 1/2 x 34 1/2	46 1/2 x 46 1/2	
Outside curb (W" x H")	17 1/2 x 33 1/2	17 1/2 x 49 1/2	25 1/2 x 25 1/2	25 1/2 x 33 1/2	25 1/2 x 37 1/2	25 1/2 x 49 1/2	25 1/2 x 73 1/2	33 1/2 x 33 1/2	33 1/2 x 49 1/2	37 1/2 x 37 1/2	49 1/2 x 49 1/2	
Maximum skylight clearance (W" x H")	18 5/8 x 34 5/8	18 5/8 x 50 5/8	26 5/8 x 26 5/8	26 5/8 x 34 5/8	26 5/8 x 38 5/8	26 5/8 x 50 5/8	26 5/8 x 74 5/8	34 5/8 x 34 5/8	34 5/8 x 50 5/8	38 5/8 x 38 5/8	50 5/8 x 50 5/8	
Glazing/Claddings	Model number	Variant	↓	↓	↓	↓	↓	↓	↓	↓	↓	Delivery
FCM Tempered/Aluminum	FCM	0005	●	●	●	●	● ^T	●	●	● ^T	●	S
FCM Laminated/Aluminum	FCM	0004	● ^T	● ^T	●	● ^T	●	●	●	●	●	S
FCM Impact/Aluminum	FCM	0006	Call	Call	● ^T	Call	Call	● ^T	Call	Call	Call	N
FCM White laminated/Aluminum	FCM	0008	Call	Call	● ^B	Call	Call	● ^B	Call	Call	● ^B	N
FCM Miami-Dade/Aluminum	FCM	0007	Call	Call	● ^T	Call	Call	● ^T	N/A	Call	Call	N
Flashing systems	Model number	↓	↓	↓	↓	↓	↓	↓	↓	↓	↓	Delivery
Step flashing (10° - 60° roof pitch)	ECL 0000	●	●	●	●	●	●	●	●	●	●	S
Tile flashing (15° - 60° roof pitch)	ECW 0000	●	●	●	●	●	●	●	●	●	●	S
ECL extra step flashing (10° - 60° roof pitch)	ZZZ 200 0000C	●	●	●	●	●	●	●	●	●	●	S
Blinds*	Model number	↓	↓	↓	↓	↓	↓	↓	↓	↓	↓	Delivery
Electric blackout blinds	DMC 1025	N/A	N/A	●	●	●	●	N/A	●	●	●	S
Electric venetian blinds (14° - 60° roof pitch)	PMC 7001	N/A	N/A	●	●	●	●	N/A	●	●	●	S
Electric roller blinds	RMC 1028	N/A	N/A	●	●	●	●	N/A	●	●	●	S
Manual blackout blinds	DKC 1025	N/A	N/A	●	●	●	●	N/A	●	●	●	S
Manual venetian blinds (14° - 60° roof pitch)	PAC 7001	N/A	N/A	●	●	●	●	N/A	●	●	●	S
Manual roller blinds	RFC 1028	N/A	N/A	●	●	●	●	N/A	●	●	●	S
Solar blackout blinds	DSC 1025	N/A	N/A	●	●	●	●	N/A	●	●	●	S
Solar roller blinds	RSC 1028	N/A	N/A	●	●	●	●	N/A	●	●	●	S
Blind accessories	Model number	↓	↓	↓	↓	↓	↓	↓	↓	↓	↓	Delivery
Accessory tray*	ZZZ 199	N/A	N/A	●	●	●	●	N/A	●	●	●	S

Optional accessories	Model number	↓	Delivery
"7 hook" Rod for new manual blinds	ZXT 200	●	S
3' Extension to ZCT 300 and ZMT 300	ZCT 100	●	S
Power supply kit (power up to 5 blinds)	KLC 500	●	S
Wall mounted keypad	KLI 110	●	S
Radio frequency remote	KLR 100	●	S

^TThis product is trans-shipped from central warehouse - Allow 7 to 10 business days for shipment.
^BReno, NV and Broomfield, CO regions ship in 2 to 3 business days, for other areas allow 15 business days
 * Each blind must be ordered with an accessory tray.

FCM | Fixed curb mounted custom size skylights

FCM custom sizes

Skylights available to fit outside curb dimensions including flashing of 17 1/4" x 49 3/4" wide x 70 3/4" long with a 12 day production time plus transportation time.

We require outside curb dimensions, and then we build an FCM unit to the closest 1/2" increment. Therefore, offset between the outside curb dimensions, including flashing and the maximum skylight clearance, can range 3/8" minimum to 3/4" maximum each side.

QPF | Pan-flashed skylight



- Pre-installed metal pan-flashed design for use with roofing sealant based installation.
- Prefinished white frames for faster installation.
- Pre-installed Pick & Click™ brackets for blinds.
- Welded and painted flashing joints for strength and durability.



Size code	2222	2230	2246	3030	3046	4646	
Outside frame (W" x H")	24 3/16 x 24 3/16	24 3/16 x 32 3/16	24 3/16 x 48 3/16	32 3/16 x 32 3/16	32 3/16 x 48 3/16	48 3/16 x 48 3/16	
Rough opening/Finished frame (W" x H")	22 1/2 x 22 1/2	22 1/2 x 30 1/2	22 1/2 x 46 1/2	30 1/2 x 30 1/2	30 1/2 x 46 1/2	46 1/2 x 46 1/2	
Glazing/Claddings	Model number	Variant	↓	↓	↓	↓	Delivery
QPF Tempered/Aluminum	QPF	2005	●	●	●	●	S
QPF Laminated/Aluminum	QPF	2004	●	●	●	●	S
QPF Impact/Aluminum	QPF	2006	● ^T	●	● ^T	●	N
QPF White laminated/Aluminum	QPF	2008	Please call for pricing and availability				N
Blinds	Model number	↓	↓	↓	↓	↓	Delivery
Manual blackout blinds	DKC 1025	●	●	●	●	●	S
Manual venetian blinds	PAC 7001	●	●	●	●	●	S
Manual roller blinds	RFC 1028	●	●	●	●	●	S
Solar blackout blinds	DSC 1025	●	●	●	●	●	S
Solar roller blinds	RSC 1028	●	●	●	●	●	S
Optional accessories	Model number	↓	Delivery				
"7 hook" rod for new manual blinds	ZXT 200	●	S				
3' Extension to rod	ZCT 100	●	S				

^TTrans-shipped from central warehouse - Allow 7 to 10 business days for shipment.

TMR / TGR / TSR | Rigid SUN TUNNEL™ skylights



- Package includes dome, shingle/shake roof flashing, tunnel, two adjustable elbows, ceiling ring and diffuser.
- Flashings for tile roofs are optional.
- Light kit allows you to use the skylight as an extra light source even at night.



TGR / TSR | Rigid low profile flashing units

Size code	010		014		
Rough opening	10" Diameter	14" Diameter			
Rigid tubing length with kit (Subtract approximately 6" for flashing)	48"	48"			
Maximum recommended installation length	20'	20'			
Dome / flashing	Model number	Variant	↓	↓	Delivery
Acrylic dome Shingle / shake roof	TGR	0000	●	●	S
Impact dome Shingle / shake roof	TGR	1000	●	●	T
Acrylic dome Shingle / shake roof (plastic and metal flashing)	TSR	0000	●	N/A	T
Accessories	Model number	↓	↓	Delivery	
Universal electric light kit	ZTL 114	●*	●	S	
2 ft rigid tunnel extension	ZTR 2'	●	●	S	
4 ft rigid tunnel extension	ZTR 4'	●	●	T	
6 ft rigid tunnel extension	ZTR 6'	●	●	T	
10 ft rigid tunnel extension	ZTR 10'	●	●	T	
20 ft rigid tunnel extension	ZTR 20'	●	●	T	
6 1/2" high turret	ZTA	●*	●	T	
Fresnel diffuser replacement	ZZZ 217	●*	●*	T	

* Not available for TSR

TMF / TGF | Flexible SUN TUNNEL™ skylights



- Package includes dome, shingle/shake roof flashing, flexible tunnel, two adjustable elbows, ceiling ring and diffuser.
- Flashings for tile roofs are optional.
- Light kit allows you to use the skylight as an extra light source even at night.



TMF | Flexible pitched flashing units

Size code	014			
Rough opening	14" Diameter			
Flexible tubing length with kit	8'			
Maximum recommended installation length	8'			
Dome / flashing	Model number	Variant	↓	Delivery
Acrylic dome Shingle / shake roof	TMF	0000	●	S
Impact dome Shingle / shake roof	TMF	1000	●	T
Accessories	Model number	↓	Delivery	
Universal electric light kit	ZTL 114	●	S	
10 ft flexible tunnel extension	ZTF 10'	●	S	
Tile kit for pitched flashing units	ZTM 000050	●	T	
6 1/2" high turret	ZTA	●	T	
Fresnel diffuser replacement	ZZZ 217	●	T	

TMR | Rigid pitched flashing units

Size code	010		014		
Rough opening	10" Diameter	14" Diameter			
Rigid tubing length with kit (Subtract approximately 6" for flashing)	48"	48"			
Maximum recommended installation length	20'	20'			
Dome / flashing	Model number	Variant	↓	↓	Delivery
Acrylic dome Shingle / shake roof	TMR	0000	●	●	S
Impact dome Shingle / shake roof	TMR	1000	●	●	T
Accessories	Model number	↓	↓	Delivery	
Universal electric light kit	ZTL 114	●	●	S	
2 ft rigid tunnel extension	ZTR 2'	●	●	S	
4 ft rigid tunnel extension	ZTR 4'	●	●	T	
6 ft rigid tunnel extension	ZTR 6'	●	●	T	
10 ft rigid tunnel extension	ZTR 10'	●	●	T	
20 ft rigid tunnel extension	ZTR 20'	●	●	T	
Tile kit for pitched flashing units	ZTM 000050	●	●	T	
6 1/2" high turret	ZTA	●	●	T	
Fresnel diffuser replacement	ZZZ 217	●	●	T	

TGF | Flexible low profile flashing units

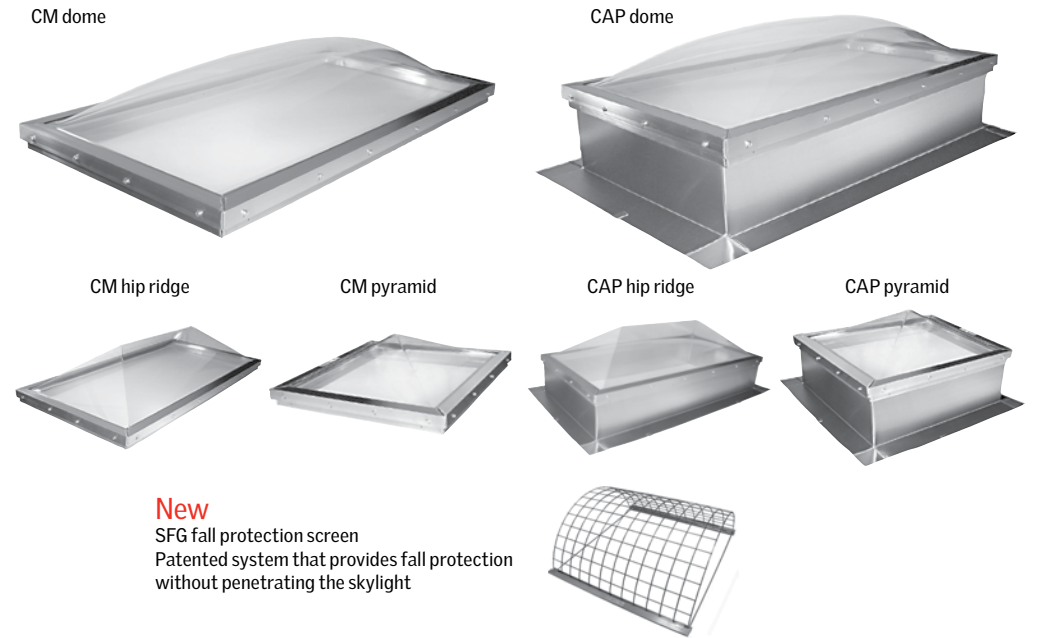
Size code	014		021		
Rough opening	14" Diameter	21" Diameter			
Flexible tubing length with kit	8'	6'			
Maximum recommended installation length	8'	12'			
Dome / flashing	Model number	Variant	↓	↓	Delivery
Acrylic dome Shingle / shake roof	TGF	0000	●	●	S
Impact dome Shingle / shake roof	TGF	1000	●	●	T
Accessories	Model number	↓	↓	Delivery	
Universal electric light kit	ZTL 114	●	N/A	S	
Universal electric light kit	ZTL 122	N/A	●	S	
10 ft flexible tunnel extension	ZTF 10'	●	N/A	S	
12 ft flexible tunnel extension	ZTF 12'	N/A	●	S	
Tile kit with skirt	ZTG 0000	N/A	●	T	
Tile kit with skirt and turret	ZTG S00001	N/A	●	S	
6 1/2" high turret	ZTA	●	●	T	
Fresnel diffuser replacement	ZZZ 217	●	N/A	T	

CM / CAP | Custom commercial skylights

Utilizing quality commercial skylights from VELUX is the best way to bring natural light into a commercial or industrial space. VELUX commercial skylights provide high levels of visible light transmittance and create inviting spaces. Each CM and CAP skylight is completely customizable with all of the options and features you would expect from the leader in skylights. Call 1-888-878-3589 for pricing or more information.

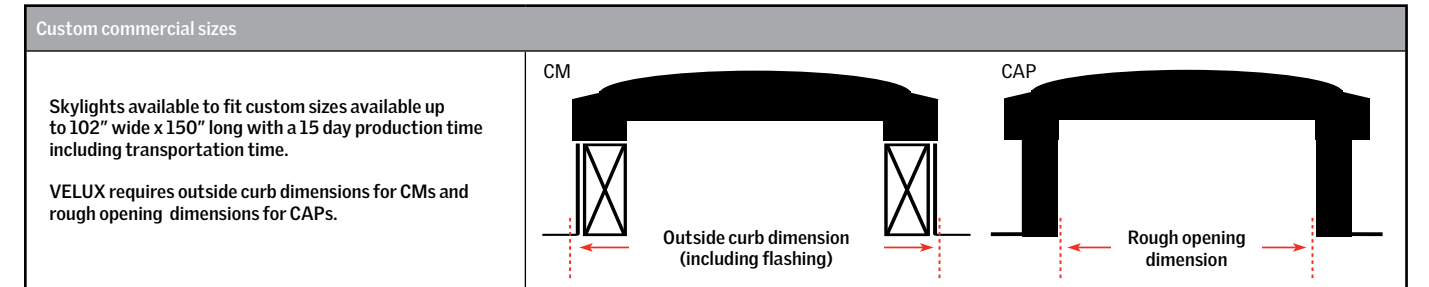


- Special color options - Neutral gray, white, and other special color options are available on request.
- Acrylic glazings available in clear over clear, clear over white, white over clear, or bronze over clear.*
- Polycarbonate glazing available.
- Curb heights of 4", 6", 9", 12" and 16" available on CAP models.
- Termination trim available to ease installation on CAP models.
- Wide range of OSHA compliant skylights available.
- Advanced weep system minimizes condensation.
- Optional louvers in CAP models provides ventilation with out opening.



New
SFG fall protection screen
Patented system that provides fall protection without penetrating the skylight

* Plastic skylights are not recommended for residential type applications. The visual clarity of plastic is not comparable to glass and will contain some degree of distortion and variation of the light passing through.




CMA | Maintenance free curb mounted skylights

- Model CMA can be installed horizontally and vertically.
- CMA custom sizes are available up to 8.5' x 12.5'.
- Neutral gray finished frame and white PVC interior for a maintenance free design.
- Thermal break standard.



Size code	CMA									
	2525	2533	2549	3333	3725	3737	3749	4933	4949	
Outside curb (W" x H")	25 1/2 x 25 1/2	25 1/2 x 33 1/2	25 1/2 x 49 1/2	33 1/2 x 33 1/2	37 1/2 x 25 1/2	37 1/2 x 37 1/2	37 1/2 x 49 1/2	49 1/2 x 33 1/2	49 1/2 x 49 1/2	
Glazings	Model number	Variant	↓ / Delivery	↓ / Delivery	↓ / Delivery	↓ / Delivery	↓ / Delivery	↓ / Delivery	↓ / Delivery	↓ / Delivery
CMA Clear over clear	CMA	2004	● / S	● / C	● / S	● / S	● / C	● / C	● / C	● / S
CMA Bronze over clear	CMA	2004B	● / D	● / D	● / D	● / D	● / D	● / D	● / D	● / D
CMA Clear over white	CMA	2004W	● / R	● / R	● / R	● / R	● / R	● / R	● / R	● / C
CMA White over clear	CMA	2004T	● / B	● / R	● / B	● / B	● / R	● / R	● / R	● / B

CVA | Roof hatch skylights

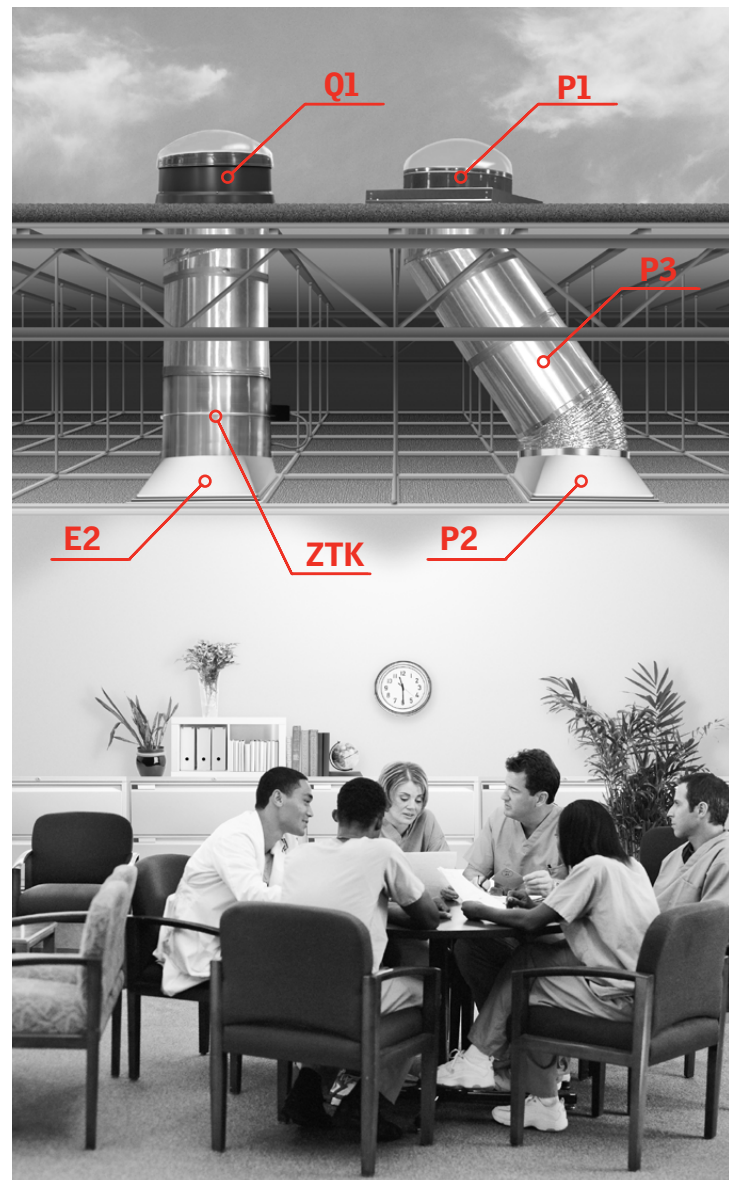


- Provides the benefit of natural light and ventilation along with roof access.
- Egress hardware and chains allow the skylight to completely open without damaging the dome.
- Insect screen and operator hook are included.



Size code	2549	3333	3725	4949		
Outside curb (W" x H")	25½ x 49½	33½ x 33½	37½ x 25½	49½ x 49½		
Glazings	Model number	Variant	↓ / Delivery	↓ / Delivery	↓ / Delivery	↓ / Delivery
CVA Clear over clear	CVA	2304	● / S	● / S	● / C	● / S
CVA Bronze over clear	CVA	2304B	● / R	● / R	● / R	● / R
CVA Clear over white	CVA	2304W	● / R	● / R	● / C	● / R
CVA White over clear	CVA	2304T	● / B	● / R	● / R	● / B

TCR | VELUX commercial SUN TUNNEL™ skylight



- Distance is from roofline to ceiling. 12" has already been subtracted for curb height and flashing overlap with collar.
- Run length calculated based on vertical drop.
- Run length accounts for standard 2" overlap between components.
- Effective lighting area: up to 400 square feet.
- Tunnel has a 22" diameter.



TCR components	↓ / Delivery
TCR 022 P1 Curb flashing kit Dome, flashing, top elbow, hardware, tape	● / T
TCR 022 65Q1 Self flashing kit Dome, flashing, top elbow, hardware, tape (8" flashing height)	● / T
TCR 022 90Q1 Self flashing kit Dome, flashing, top elbow, hardware, tape (10½" flashing height)	● / T
TCR 022 P3 Tunnel kit 5' telescopic tunnel, hardware, tape	● / T
TCR 022 P2 Ceiling kit 2 steel fastening rings, bottom flex elbow, round-to-square adapter box, diffuser assembly, hardware	● / T
TCR 022 E2 Ceiling kit Round-to-square adapter box, diffuser assembly, hardware	Call
ZTR 022 0002 Extension Optional 24" Extension	● / T
TCR accessories	↓ / Delivery
ZTK 022 Daylight controller	● / T
ZZZ 217 Square fresnel diffuser replacement	● / T
KES 160 Power supply	● / T

Round dual diffuser options are available, call for price and availability.

Run length	Components needed for curb flashing	Components needed for self flashing
3 ft	P1 + P2	Q1 + P2
4 - 5 ft	P1 + P2 + Extension	Q1 + P2 + Extension
6 - 8 ft	P1 + P2 + P3	Q1 + P2 + P3
9 ft	P1 + P2 + P3 + Extension	Q1 + P2 + P3 + Extension
10 - 13 ft	P1 + P2 + (2)P3	Q1 + P2 + (2)P3
14 ft	P1 + P2 + (2)P3 + Extension	Q1 + P2 + (2)P3 + Extension
15 - 18 ft	P1 + P2 + (3)P3	Q1 + P2 + (3)P3
19 ft	P1 + P2 + (3)P3 + Extension	Q1 + P2 + (3)P3 + Extension
20 ft	P1 + P2 + (3)P3 + (2) Extension	Q1 + P2 + (3)P3 + (2) Extension

Testing data

For more detailed product information and for data updates visit our website at www.veluxusa.com. (User is advised to verify critical values have not changed since publication.)

VSE Technical Information				
Glass	04	06**	08	10
Thermal performance (Certified, complete unit values)				
(VELUX Glass Skylights are rated at 20° slope and labeled with NFRC-certified U-Factor, SHGC, and VT ratings listed in the NFRC Certified Products Directory)				
U-Factor	0.42	0.41	0.42	0.41
SHGC	0.23	0.23	0.22	0.23
VT	0.53	0.52	0.39	0.52

VS Technical Information					
Glass	04	05	06**	08	10
Thermal performance (Certified, complete unit values)					
(VELUX Glass Skylights are rated at 20° slope and labeled with NFRC-certified U-Factor, SHGC, and VT ratings listed in the NFRC Certified Products Directory)					
U-Factor	0.42	0.43	0.41	0.42	0.41
SHGC	0.23	0.23	0.23	0.22	0.23
VT	0.53	0.54	0.52	0.39	0.52

FS Technical Information					
Glass	04	05	06**	08	10
Thermal performance (Certified, complete unit values)					
(VELUX Glass Skylights are rated at 20° slope and labeled with NFRC-certified U-Factor, SHGC, and VT ratings listed in the NFRC Certified Products Directory)					
U-Factor	0.44	0.45	0.42	0.44	0.43
SHGC	0.26	0.26	0.26	0.25	0.26
VT	0.60	0.61	0.60	0.44	0.60

QPF Technical Information				
Glass	04	05	06**	08
Thermal performance (Certified, complete unit values)				
(VELUX Glass Skylights are rated at 20° slope and labeled with NFRC-certified U-Factor, SHGC, and VT ratings listed in the NFRC Certified Products Directory)				
U-Factor	0.43	0.44	0.41	0.43
SHGC	0.24	0.24	0.24	0.24
VT	0.56	0.57	0.55	0.41

VCE Technical Information				
Glass	04	06**	08	10
Thermal performance (Certified, complete unit values)				
(VELUX Glass Skylights are rated at 20° slope and labeled with NFRC-certified U-Factor, SHGC, and VT ratings listed in the NFRC Certified Products Directory)				
U-Factor	0.53	0.51	0.53	0.51
SHGC	0.24	0.24	0.23	0.24
VT	0.55	0.54	0.40	0.54

VCM Technical Information					
Glass	04	05	06**	08	10
Thermal performance (Certified, complete unit values)					
(VELUX Glass Skylights are rated at 20° slope and labeled with NFRC-certified U-Factor, SHGC, and VT ratings listed in the NFRC Certified Products Directory)					
U-Factor	0.53	0.54	0.51	0.53	0.51
SHGC	0.24	0.24	0.24	0.23	0.24
VT	0.55	0.55	0.54	0.40	0.54

FCM Technical Information					
Glass	04	05	06**	08	10
Thermal performance (Certified, complete unit values)					
(VELUX Glass Skylights are rated at 20° slope and labeled with NFRC-certified U-Factor, SHGC, and VT ratings listed in the NFRC Certified Products Directory)					
U-Factor	0.50	0.51	0.48	0.50	0.48
SHGC	0.26	0.26	0.26	0.26	0.27
VT	0.61	0.61	0.60	0.44	0.60

SUN TUNNEL™ skylights Technical Information						
Model	TGF	TMF	TGR	TMR	TMR SE	
Thermal performance (Certified, complete unit values)						
(VELUX SUN TUNNEL™ Skylights are labeled with NFRC-certified U-Factor, and SHGC ratings as listed in the NFRC Certified Products Directory)						
Dome type**	U-Factor (Btu/hr-ft²·°F)					
Acrylic	0.42	0.42	0.42	0.42	0.25	
Polycarbonate	0.42	0.42	0.42	0.42	0.25	
Dome type	SHGC					
Acrylic	0.20	0.15	0.28	0.28	0.26	
Polycarbonate	0.20	0.15	0.28	0.28	0.26	

Additional resources

In addition to this catalog, you may find the following resources to be helpful. These and other resources are available on our web site, www.veluxusa.com, or call customer service at 1-800-888-3589 for help.

For more in-depth information on our full line of skylights and accessories please use the Residential skylights catalog [XUS 20183](#)

Additional resources for The No Leak Skylight visit

www.thenoleakskylight.com

NOTICE: ALL GLASS MAY BE SUBJECT TO UNEXPECTED AND SPONTANEOUS BREAKAGE in rare circumstances due to imperfections in the glass that are undetectable during the manufacturing and inspection process by the manufacturer of the glass and VELUX.

VELUX offers the choice of laminated or tempered glass skylights. Miami-Dade glass, impact glass and comfortplus glass are all types of laminated glass. Comfort glass is a type of tempered glass. Laminated glass is a combination of two or more glass sheets with one or more interlayers of plastic (PVB) or resin. In case of breakage, the interlayer is designed to hold the fragments together. Tempered glass does not contain an interlayer to hold the fragments together. Instead, tempered glass is designed to break into small, pebble-like pieces. When tempered glass breaks, pieces of glass come loose and may strike an individual.

CONSULT LOCAL REGULATIONS AND/OR BUILDING MATERIAL CONSULTANTS TO DETERMINE WHICH TYPE OF GLASS IS RIGHT FOR YOU OR IF LAMINATED GLASS IS REQUIRED IN YOUR APPLICATION.

VELUX America Inc.

450 Old Brickyard Road • PO Box 5001 • Greenwood, SC 29648-5001
Tel 1-800-888-3589 • Fax 1-864-943-2631 • www.veluxusa.com

XUS 20239-0910
©2010 VELUX Group
®VELUX, VELUX logo are registered trademarks
™ Bringing Light To Life, GPL, CABRIO and
VELUX SUN TUNNEL are trademarks of VELUX GROUP.